

MANULIFE DANA PRIMA DINAMIS - AGRESIF

APRIL 2019

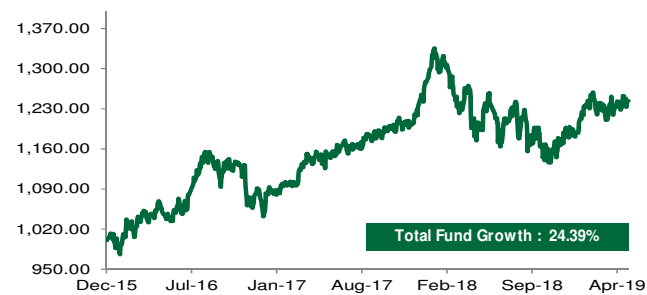
Investment Objective

Aim to achieve long term capital growth whilst also managing downside risk through multi-asset dynamic asset allocation strategy where multiple asset classes are rebalanced based on ongoing active management decision of the investment management team.

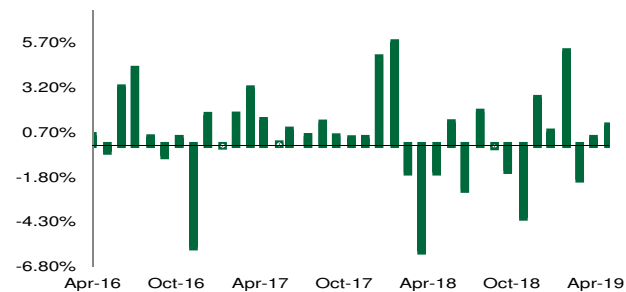
Fund Information

Inception Date	: 21 Dec 15
Fund Size	: Rp 239.736 bn
Fund Currency	: IDR
Type of fund	: Balanced
Valuation	: Daily
Custodian Bank	: Bank DBS Indonesia
Annual Management Fee	: 2.60%
Net Asset Value/Unit ⁴⁾	: IDR 1,243.93
Bloomberg Code	: MLIPRDA IJ

Performance Since Inception

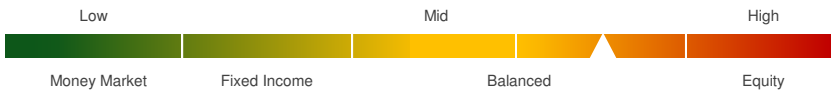


Monthly Performance Last 3 Years



Risk Classification

Risk classification is based on type of fund.



Allocation

Equity	: 0 - 79 %
Bond	: 0 - 79 %
Money Market	: 0 - 79 %

Portfolio

Equity Onshore	: 65.10%
Equity Offshore	: 7.02%
Government Bond	: 23.97%
Money Market	: 1.28%

Top 5 Holdings

- 1 Obligasi Negara Republik Indonesia Seri FR0068
- 2 BANK CENTRAL ASIA
- 3 Obligasi Negara Republik Indonesia Seri FR0079
- 4 BANK RAKYAT INDONESIA
- 5 BANK MANDIRI

Fund Performance

Performance in IDR per (30/04/19)								
	1 mo	3 mo	6 mo	YTD	1 yr	3 yr ¹⁾	5 yr ¹⁾	Since Inception ¹⁾
MDPAGR	1.08%	-0.49%	8.27%	4.72%	2.81%	5.76%	n/a	6.72%
BM ²⁾	0.07%	0.73%	8.69%	4.48%	5.89%	9.07%	n/a	10.43%

Yearly Performance								
	2018	2017	2016	2015	2014	2013	2012	2011
MDPAGR	-5.35%	15.89%	6.88%	n/a	n/a	n/a	n/a	n/a
BM ²⁾	-2.11%	18.28%	13.57%	n/a	n/a	n/a	n/a	n/a

Note

- 1) Annualized (1 year = 365 days) and using compound method (for products that have been more than one year old since inception).
- 2) The benchmark is 4.6% Indonesia deposit rate avg 1-month + 22.5% BINDO Index Total Return +63% JCI+0.5% USD deposit 1- Month + 2.5 % Barclays US Aggregate Bond Total Return USD + 2.3% S&P 500 + 2.3% MSCI Europe + 2.3 % MSCI Japan, net of all fees, expenses and tax.
- 3) The Net Asset Value / Unit has calculated the costs, including fees related to transaction and transaction settlement as well as administration and recording.

Investment Manager Commentary

Throughout April Indonesia financial market fluctuated overshadowed by elections, release of first quarter financial results and increase in world oil prices. JCI weakened by 0.21% while BINDO weakened by 0.06%. Surged in 10 year US Treasury yield which touched 2.60% driven by positive data from US labor force had become a weight on Indonesia bond market performance. As expected Bank Indonesia maintain interest rate at 6.0%. Better than estimated March trade balance – surplus of USD540.20 million – together with continued increase in foreign reserves gives support for Rupiah's exchange rate. During the past month Europe & Japan stock market booked positive performance. Higher portfolio performance compared to benchmark supported by good stock and bond selection.

Disclaimer: This report is prepared by PT Asuransi Jiwa Manulife Indonesia only for information purposes and not to be used as a sales offering or proposal. Although this report has been prepared meticulously, PT Asuransi Jiwa Manulife Indonesia does not guarantee its accuracy, sufficiency or completeness, and is not responsible for any consequences arising from any actions which are based on the information stated herein. Investments in capital market instruments are subject to various risks which include, but not limited to, market risk, credit risk, interest rate risk, exchange rate risk (particularly in Fund which has allocation in offshore investment instruments in different currencies than the Fund's currency), liquidity risk and other risks which could result in performance volatility. Therefore, the performance of this Fund is not guaranteed, the unit price of each Fund may go up or down and past performance does not necessarily indicative of future performance.

Manulife Indonesia

Established in 1985, PT Asuransi Jiwa Manulife Indonesia (Manulife Indonesia) is part of Manulife Financial Corporation Group, a Canadian financial services group that operates in Asia, Canada and the United States. Manulife Indonesia offers a wide range of financial services, including life insurance, accident and health insurance, investment and pension plans to individual customers and group clients in Indonesia. Through a network of more than 9,000 employees and professional agents spread across 23 cities, Manulife Indonesia serves more than 2.4 million customers in Indonesia.

PT Asuransi Jiwa Manulife Indonesia is registered and supervised by the Otoritas Jasa Keuangan (OJK). To learn more about Manulife Indonesia, including links to follow us on Facebook or Twitter, visit www.manulife-indonesia.com.